

# MONTAGEPRINCIPPER FOR STÅLVIPPEPORTE


(i portåbning eller på bagvæg)




## Montage i portåbning:

## Montage bag portåbning:

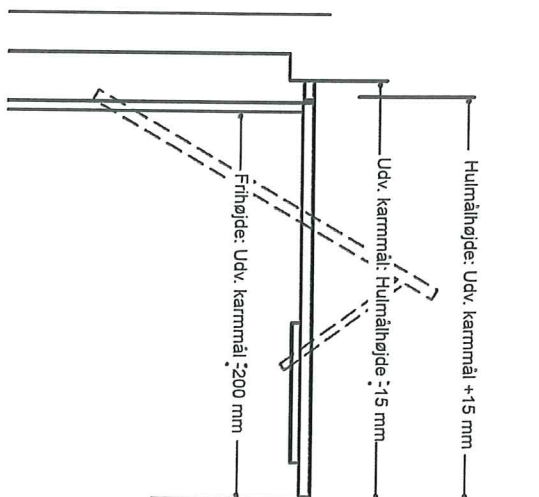
Vandret snit:



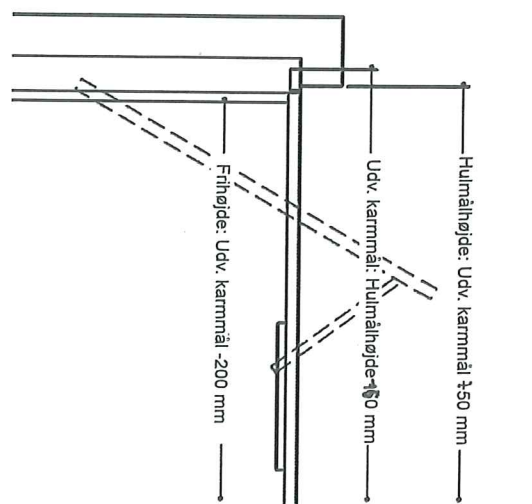
Vandret snit:



Lodret snit:



Lodret snit:



Bemærk nødvendig overhøjde ved montering af automatik min. 40 mm